















Abbeys Pick and Mix Homework

Year 1 & 2
Autumn 1, 2021
Fairytales

Topic	English	Maths
<p><u>Fairytale Quiz</u> Test your knowledge of fairytales by having a go at one of the online quizzes - like this one: https://clubs-kids.scholastic.co.uk/quizzes/23351/end_quiz Can you make your own fairytale quiz? Write out your questions on one sheet and the answers on a separate sheet. Quiz your friends and family.</p>	<p><u>Spelling</u> Every Friday your child will receive new spellings for a test the next week. Please help your child to learn these spellings. Using the Look, Cover, Write and check strategy each day will help.</p> <p style="text-align: center;"></p>	<p><u>How long is Rapunzel's hair?</u> Rapunzel's hair is incredibly long! Draw a picture of Rapunzel with her long hair flowing down around her. Measure her hair in your picture. How long is it?</p> <p style="text-align: center;"></p>
<p><u>Design Technology</u> Design and create a model of Cinderella's transport to the ball. Explain what materials you would build it out of and why. Make sure that it is dazzling and magical to whisk Cinderella to the spectacular event.</p> <p style="text-align: center;"></p>	<p><u>Reading</u> Reading for ten minutes each day is essential to help your child develop their reading skills. Please initial any home reading in the planner so that we can reward each read with a star. Children are encouraged and reminded to change their own books.</p>	<p><u>Fairytale shapes</u> Use shapes to create a fairytale picture. How many circles, squares or hexagons have you used? Label up the shapes in your picture. If you are looking for a challenge – what other 2D shapes could you use in your design?</p> <p style="text-align: center;"></p>
<p><u>You can't catch me, I'm the ginger bread man!</u> Have a race against members of your family or your friends. Who is the quickest? How far was your race? Can you measure the distance using steps? Take it in turns to count whilst someone runs the race. How long did it take?</p>	<p><u>Twist in the tale.</u> Read a traditional tale. Think about how the story ends. How would you alter the ending to make it different? Write and draw your new ending to the story.</p> <p style="text-align: center;"> </p>	<p><u>Number Hunt</u> What numbers can you find in the fairytales? Draw the items that you find in groups. For example 'three bears', 'one slipper'. Write down ten different numbers. Can you put them in order? Which is the biggest number? Which is the smallest?</p>
<p><u>Make a Gingerbread man</u> Can you design and make a gingerbread man as delicious as the one in the story? Take a photo or draw a picture of your tasty treat. Make sure that you weigh the ingredients carefully.</p>	<p><u>Art</u> Draw a picture of the setting for the story of the Three Billy Goats Gruff. Try to include as much detail as you can. Show the bridge over the river and the lush grass on the other side. Can you label up your picture too?</p>	<p><u>Magic Bean Problem</u> Jack was given 5 lots of 10 magic beans to plant. What number sentence is this? Can you draw the grown beanstalks in their groups?</p> <p style="text-align: center;"> </p>
<p> <u>Write a set of instructions for the perfect porridge.</u> Can you create a recipe to make the perfect porridge for Goldilocks? Remember, it mustn't be too hot or too cold, it needs to be just right!</p> <p style="text-align: center;"></p>	<p><u>English activities you might like to practise:</u></p> <ul style="list-style-type: none"> ● Forming and joining letters neatly. ● Writing the days of the week. ● Phonics knowledge using the links on our website. 	<p><u>Maths activities you might like to practise:</u></p> <ul style="list-style-type: none"> ● Measuring items around your house in mm, cm and metres. ● Finding shapes around your house. ● Show your family your number bond knowledge.

Challenge yourself with the  rocket and  star activities.